

MODEL **GP-98** High Gain Triple band
Ground Plane Antenna for 146, 446 & 1200MHz

Instruction Manual

Thank you for purchasing our products.

For your safety :
Read this manual carefully for proper handling and operation before using.
Keep this manual in a safe place for future reference.

【Features】

- Low-Loss and High Gain, based on SLC, Super-Linear-Converter.
- GP-98 is Wide-Band, and requires no Frequency adjustment.
- Heavy-duty fiberglass guarantees perfect water/pollution-proof and prevents QSB.
- Enjoy Triple-Band Communication with COMET Triplexer, CF-431 and/or CF-4310.

【Specifications】

Frequency : 146 , 446 & 1200 MHz
Gain : 146MHz / 6.5 dBi, 446MHz / 8.6 dBi
1200MHz / 13.5dBi
Impedance : 50 Ω
VSWR : 1.5 or less
Length : 2.94 m
Max Input Power : 146MHz / 300W (SSB)
446 & 1200MHz / 2 00W (SSB)
Weight : 1.5 kg
Max Wind Survival : 40m/sec
Mounting Mast Diameter : Φ30-62mm
Connector : M-Jack or N-Jack

【Parts List】

1. Lower Element w/ FRP outershell	- 1
2. Upper Element w/ FRP outershell	- 1
3. Radial w/ Hex. nut	- 3
4. Power feeding section	- 1
5. Mount bracket	- 2
6. Mount support pipe	- 1
7. Lock bolt w/ sp.washer M6x8	- 1
8. Hex.bolt w/ sp.washer M6x30	- 1
9. U-Bolt w/sp.washer & Hex.nut	- 2
10. Hex. key Wrench	- 1
11. Hollow-set screw M3x3	- 2

【How To Assemble】

1. How to assemble/mount

Connect the Lower Element and the Upper Element, using the Hex Wrench. (See Fig. 1)
Put the Upper Pipe into the Lower Pipe. Then, assemble the ABS Joint with rubber washer.

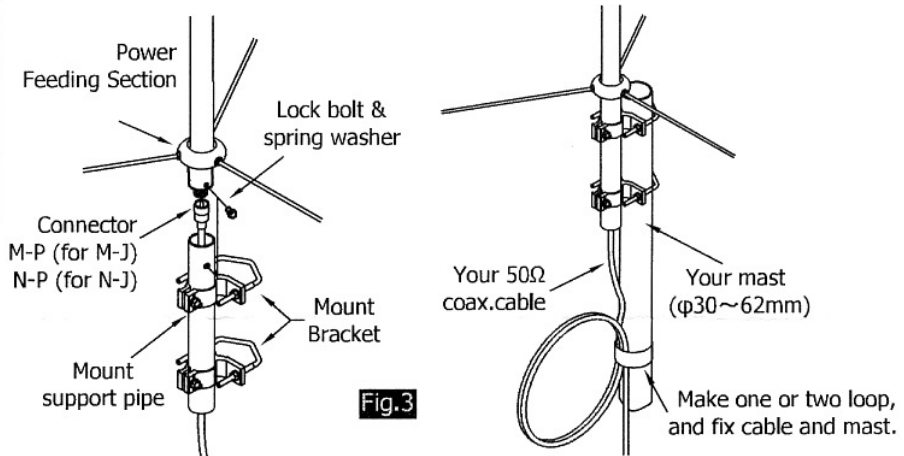
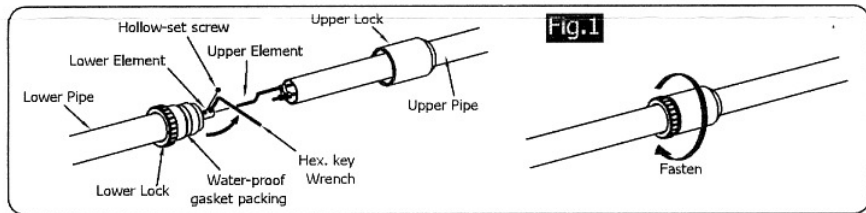
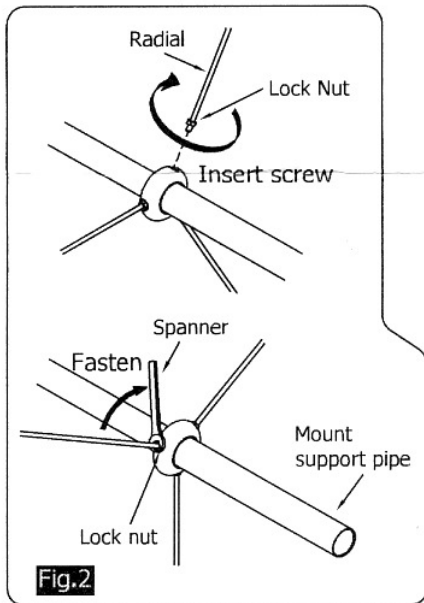
2. Assemble three radials. Fasten radial-lock Nuts securely with spanner etc....(See Fig. 2)

3. Put two mount brackets on the mount support pipe. Pass the coax cable through the pipe, and attach it to power feeding section. Be sure to fasten hex bolts firmly. Then, attach support pipe onto the antenna. (See Fig. 3)

4. Mount all assembled antennas on your mast.

This antenna is so long. Keep your eyes on balance of this antenna and use as strong mast as you can, between 30 to 62mm dia.

*Make sure to use low loss coax cable.



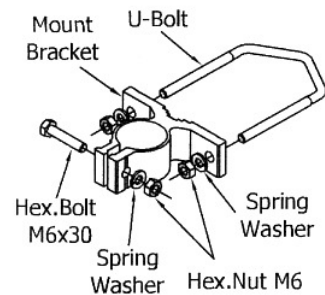
Note : For long-term use, water-proofing with glue, self-fusing tape, and/or vinyl tape is highly recommended.

⚠ Precautions for using

- This antenna is only for ham radio. Do not use this for other purposes.
- Operation outside the specification might damage the antenna.
- Adjust the antenna correctly. Elevated SWR could damage the antenna.
- Never attempt to modify or fix the antenna by yourself.
- Do not touch the antenna while transmitting.

◆ Specifications or appearance is subject to change without notice.

◆ Mount Bracket & U-Bolt



COMET CO.,LTD.

4-18-2, Tsuji, Minami-ku, Saitama-shi, Saitama-Pref, 336-0026, JAPAN

TEL : 81-48-839-3131 / FAX : 81-48-839-3136

URL : <http://www.comet-ant.co.jp/english>